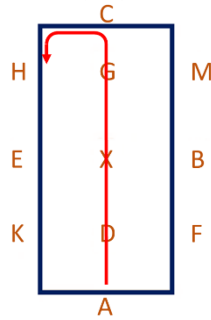
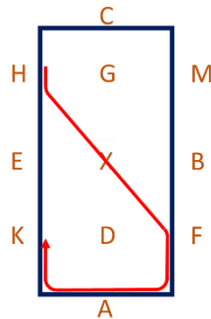


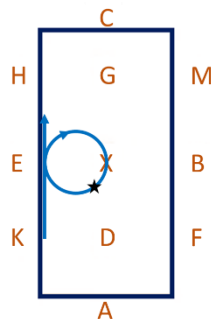
1. A - Enter in working trot and proceed down the centre line  
C – Track left



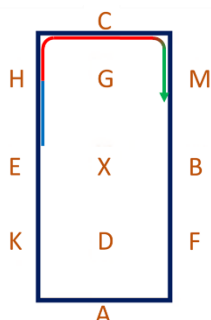
2. HXF – Change the rein in working trot  
FAK – Working trot



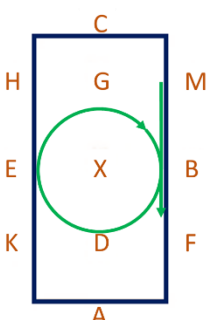
3. K – Medium walk  
E – Circle right 10m diameter, give and retake the inside rein on the 2<sup>nd</sup> half of the circle



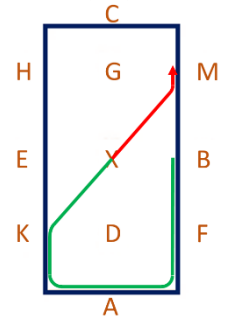
4. H – Working trot  
Between C & M – Working canter right



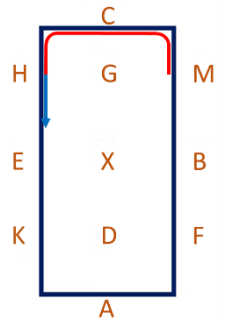
5. B – Circle right 20m diameter



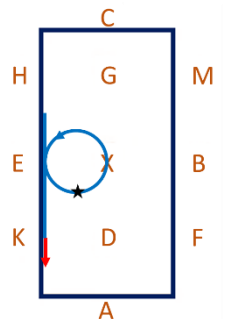
6. BFA – Working canter  
KXM – Change the rein in working canter, transition to trot over X



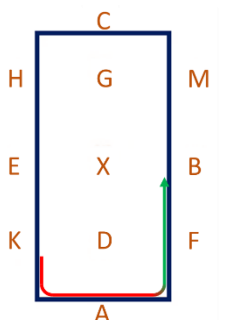
7. M-C – Working trot  
H – Medium walk



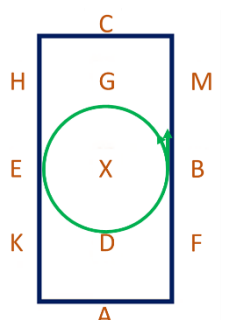
8. E – Circle left 10m diameter, give and retake the inside rein on the 1<sup>st</sup> half of the circle  
K – Working trot



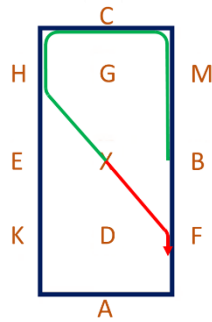
9. Between A&F – Working canter left  
FB – Working canter



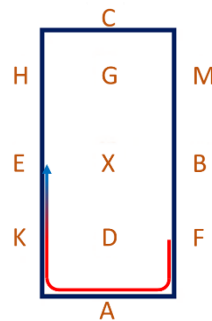
10. B – Circle left 20m diameter in working canter



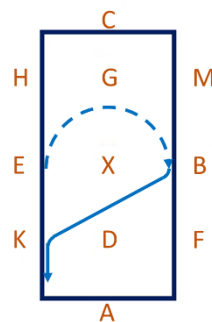
11. BMC – Working canter  
HXF – Change the rein in  
working canter, transition to  
trot over X



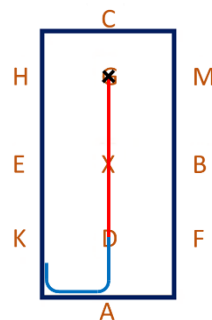
12. FAK – Working trot  
Between K&E – Medium  
walk



13. E-B – Half circle right 20m  
diameter in free walk on a  
long rein  
B-K – Change the rein in  
medium walk



14. A – Turn down the centre  
line  
D – Working trot  
G – Halt, Immobility, Salute



- Medium Walk
- - - Walk on a Free Rein
- Working Trot
- Working Canter
- ★ Give and take reins
- ✕ Halt