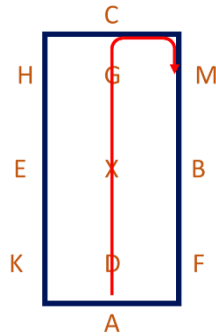
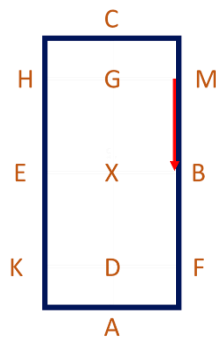


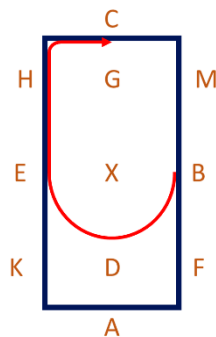
1. A - Enter at working trot and proceed down centre line without halting
C - Track right



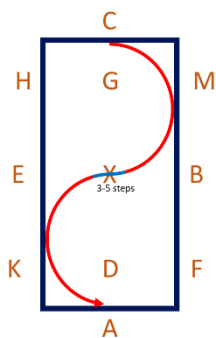
2. MB - Working trot



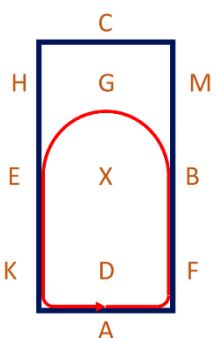
3. BE - Half circle right 20m diameter
EC - Working trot



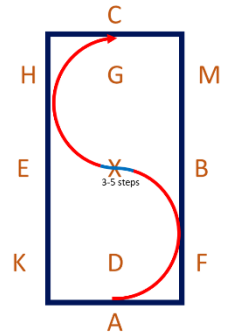
4. CX - Half circle right 20m with transition to walk 3-5 steps over X and immediately proceed at working trot
XA - Continue half 20m circle left to A



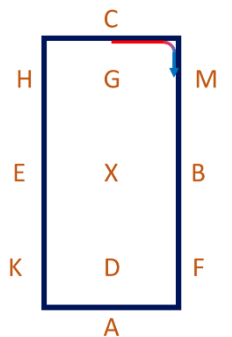
5. AB - Working trot
BE - Half circle left 20m diameter
EA - Working trot



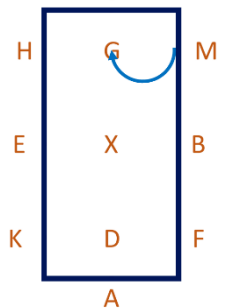
6. AX - Half circle left 20m diameter with transition to walk 3-5 steps over X and immediately proceed at working trot
XC - Continue half 20m circle right to C



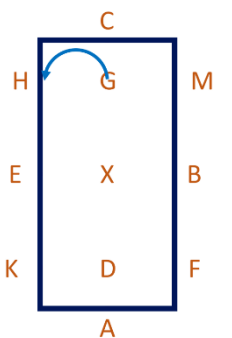
7. Bet. C&M - Transition to medium walk



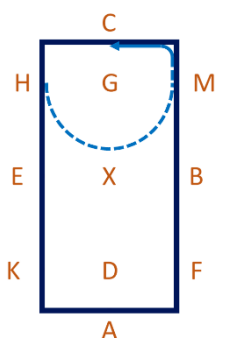
8. MG - Half 10m circle right



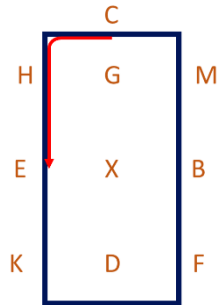
9. GH - Half 10m circle left



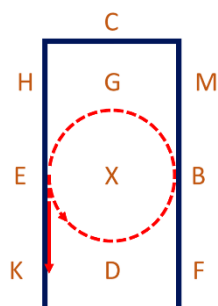
10. HM - Half 20m circle in free walk on a long rein returning to walk between M and C



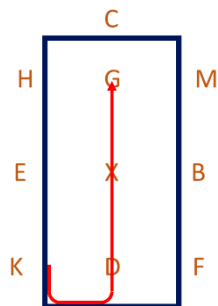
11. C – Transition to working trot
CE - Working trot



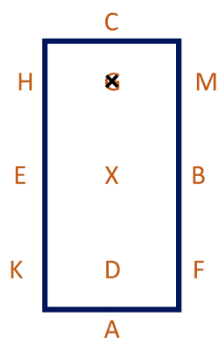
12. E - Circle left 20m diameter and allow the horse to stretch. Retake the reins between E and K



13. A - Turn left down the centre line
AG - Working trot



14. G - Halt. Immobility and salute



-  Medium Walk
-  Walk on a Free Rein
-  Working Trot
-  Trot allowing stretch
-  Halt