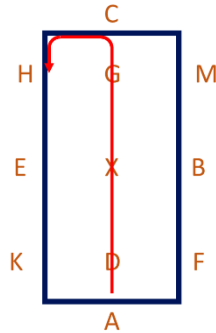
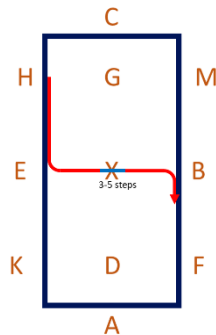


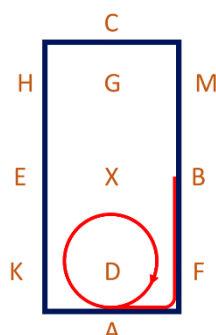
1. A - Enter at Working Trot and proceed down centre line without halting
C - Track left



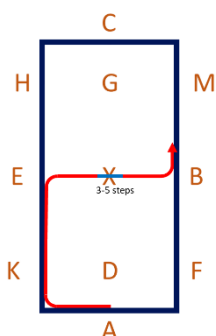
2. HE - Working trot
E - Turn left, transition to walk 3-5 steps over X and immediately proceed in working trot
B - Track right



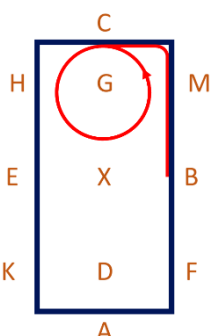
3. BFA - Working trot
A - Circle right 15m diameter



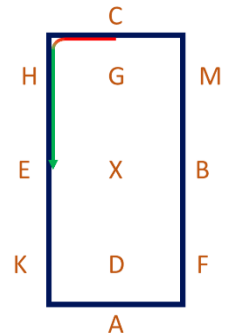
4. AKE - Working trot
E - Turn right, transition to walk 3-5 steps over X and immediately proceed in working trot
B - Turn left



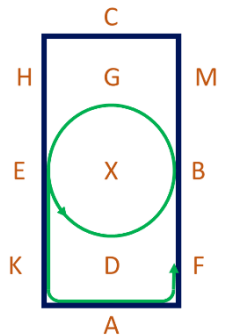
5. BMC - Working trot
C - Circle left 15m diameter



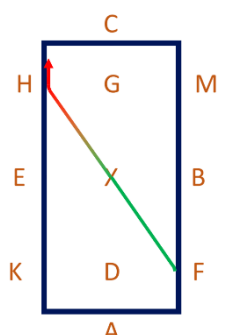
6. Bet. C & H - Transition to working canter left
HE - Working canter



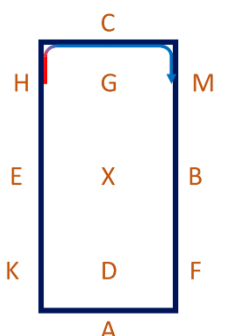
7. E - Circle left 20m diameter in working canter
EKAF - Working canter



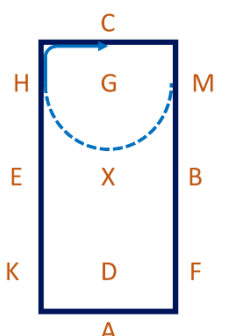
8. FXH - Change the rein with transition to working trot after X



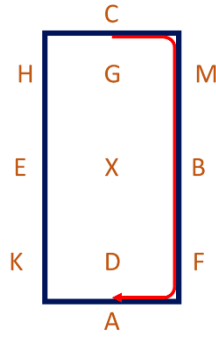
9. Bet H & C - Transition to medium walk
CM - Medium walk



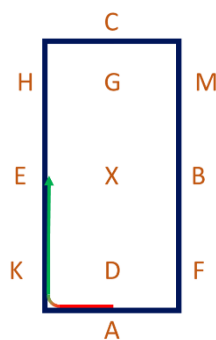
10. MH - Half 20m circle right in free walk on long rein to H
HC - Medium walk



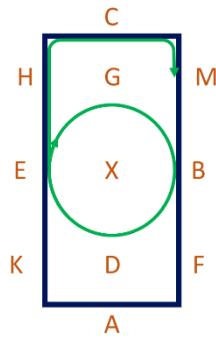
11. C – Transition to working trot
CMBFA - Working trot



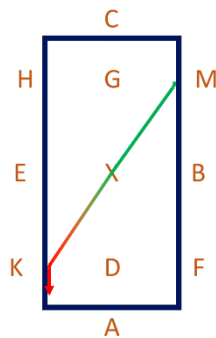
12. Bet. A & K - Transition to working canter right
KE - Working canter



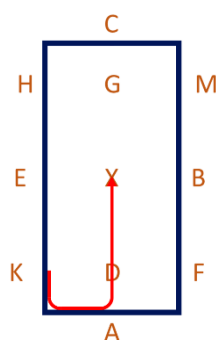
13. E - Circle right 20m diameter in working canter
EHCM - Working canter



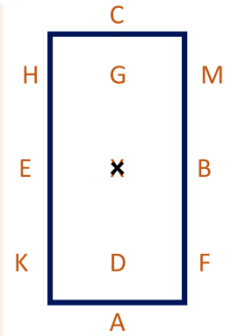
14. MXK - Change rein with transition to working trot after X



15. A – Turn down centre line



16. X – Halt. Immobility. Salute



- Medium Walk
- Walk on a Free Rein
- Working Trot
- Working Canter
- Halt