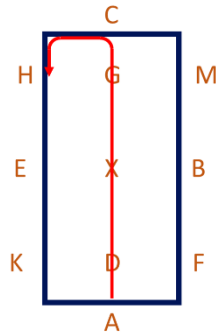
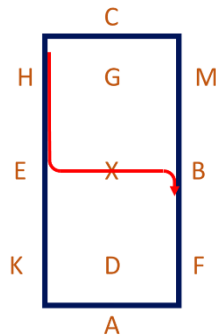


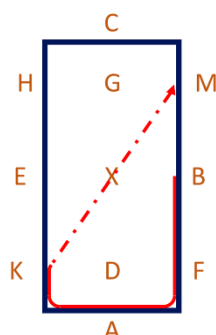
1. A - Enter in working trot and proceed down the centre line
C - Turn left



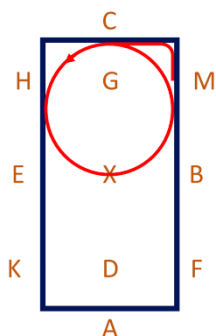
2. E - Turn left
B - Track right



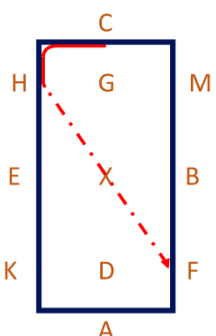
3. BAK - Working Trot
KXM - Change rein & show some medium strides



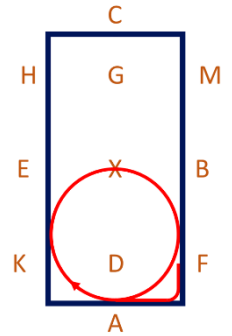
4. MC - Working trot
C - Circle left 20m diameter



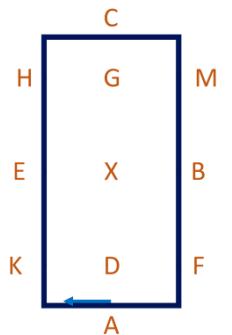
5. CH - Working trot
HXF - Change rein & show some medium strides



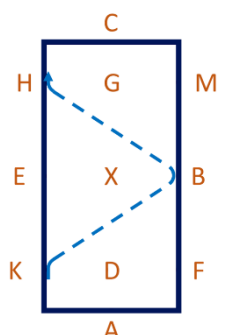
6. FA - Working Trot
A - Circle right 20m diameter



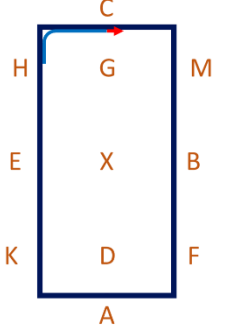
7. A - Medium walk



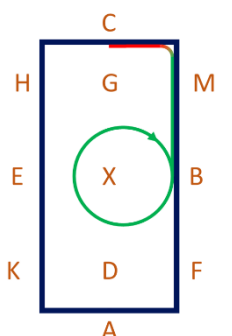
8. KB - Free Walk on long rein
BH - Free Walk on long rein



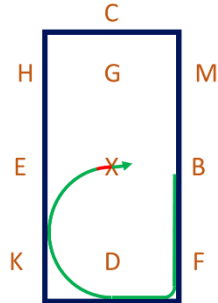
9. H - Medium Walk
C - Working Trot



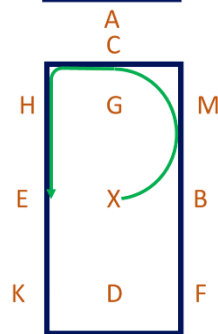
10. Between C & M - transition to canter right
B - Circle right 15m diameter



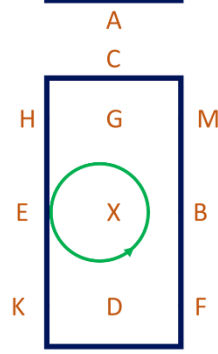
11. BF – Working canter
A – Half circle right 20m diameter to X
Just before X – Transition to trot (one horse length)
Immediately proceed in working canter left



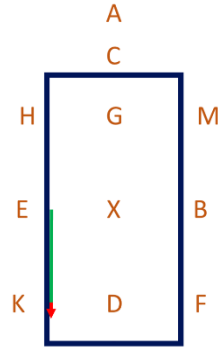
12. Just after X – working canter left
Half circle left 20m diameter to C
CE – Working canter



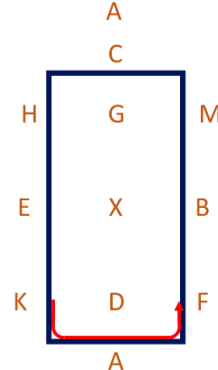
13. E – Circle left 15m diameter



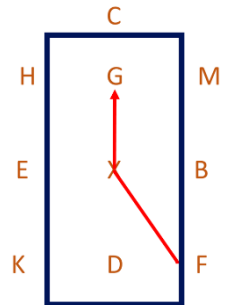
14. EK – Working Canter
K – Working Trot



15. KAF – Working trot



16. FXG – Working trot



17. G – Halt. Immobility. Salute

